

AL Series lever designs

Jupiter (JUP)



Symbol: JUP
Material: Pressure cast zinc lever; wrought brass or bronze rose
Suites: S Series **JUPITER**, ND Series **ATHENS** and L Series **07** designs



Neptune (NEP)



Symbol: NEP
Material: Pressure cast zinc lever; wrought brass or bronze rose
Suites: S Series **NEPTUNE**, ND Series **SPARTA** and L Series **17** designs



Omega (OME)



Symbol: OME
Material: Pressure cast zinc lever; wrought brass or bronze rose
Suites: ND Series **OMEGA** and L Series **OMEGA** designs



Saturn (SAT)

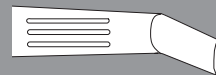


Symbol: SAT
Material: Pressure cast zinc lever; wrought brass or bronze rose
Suites: S Series **SATURN**, H Series **LEVON**, ND Series **RHODES** and L Series **06** designs
Options: Tactile warning



Tactile warning








Milled




Order as follows:
BSA for Saturn

Only available on outside lever, unless otherwise specified

All designs shown in 626 satin chrome

-  = Standard cylinder.
-  = FSIC - Full size interchangeable core option.
-  = SFIC - Small format interchangeable core option.
-  = Complies with ADA accessibility guidelines.
-  = Antimicrobial coating available on 626 finish only.
-  = Meets California code for 1/2" or less return to the door.
-  = Extended factory lead time.

Lever finishes



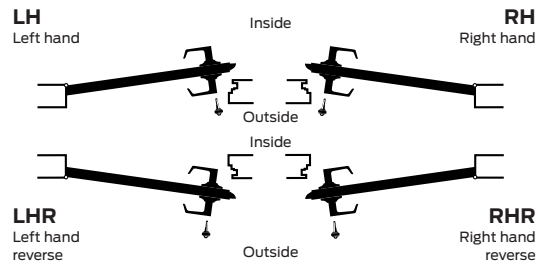
AL Series locks											
Jupiter*	•	•	•	•	•	•	•	•	•	•	•
Neptune*	•	•	•	•	•	•	•	•	•	•	•
Omega*	•	•	•	•	•	•	•	•	•	•	•
Saturn	•	•	•	•	•	•	•	•	•	•	•

*Not available in 609 finish for FSIC and SFIC.

e = an equivalent finish to the BHMA standard.

Door handing

All Schlage locks are reversible. Hand information is necessary to ensure proper cylinder orientation in keyed functions, and finish of latchbolt and strike for locks that are to be installed on reverse bevel doors. Follow the diagram to correctly determine the hand of the door.



ADA-compliant products



In compliance with the American National Standards Institute (ANSI A117.1) and the Americans with Disabilities Act (ADA), Schlage Lock Company offers a wide selection of locks designed for the needs of the physically challenged. This act is designed to provide protection for people with disabilities.

Product information and specifications contained in this catalog are subject to change without notice. Please consult the factory.